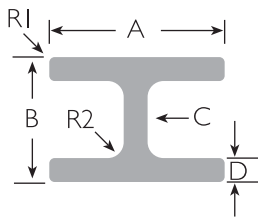


I Beam



Die No.	A	B	C	D	R1	R2	R3	kg/m	P
UA 1196	40.00	40.00	3.00	3.00				0.927	234
UA 1493	69.90	102.00	3.43	5.54 +2.9% LIP		3.00		3.083	490
UA 4389	100.00	150.00	7.10	9.50		11.10		7.926	665

R = Radiused Corner
 P = Ext Periphery
 F = Full Radius

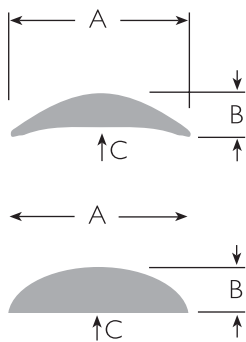
**Blue = Mill run only.
 Non stocked item.**

Minimum order 250kg.

[Contact your local branch to enquire.](#)

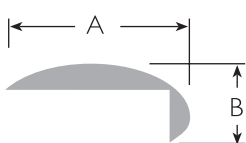
Diagrams are schematic only and not intended as specification drawings.

Half Round



Die No.	A	B	C	D	R1	R2	R3	kg/m	P
UA 1445	19.00	4.50	CONCAVE					0.113	42
UA 1446	25.50	4.50	CONCAVE					0.149	54
UA 1447	32.00	6.00	CONCAVE					0.275	68
UA 1448	38.00	6.00	CONCAVE					0.325	79
UA 1449	51.00	6.00	FLAT					0.578	105

Cope Mould



Die No.	A	B	C	D	R1	R2	R3	kg/m	P
UA 1501	18.50	18.50						0.181	68
UA 1500	23.80	8.26						0.149	59
UA 1499	34.43	14.53						0.346	88