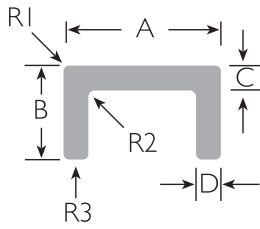


Channel



R = Radiused Corner
P = Total Ext Periphery

Please contact your local branch for sizes not listed and stock levels.

Products may not be available in all states, and variations or substitutions may be an option.

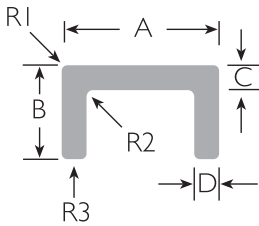
Diagrams are schematic only and not intended as specification drawings.

Mill Finish, Anodised or Powder Coated*

Die No.	A	B	C	D	R1	R2	R3	kg/m	P
EK 9146	10.0	10.0	1.0					0.120	100
UA 1713	12.0	12.0	16.0					0.14	100
UA 3614	16.0	16.0	16.0					0.20	100
UA 8006	20.0	20.0	16.0					0.25	116
UA 1617	20.0	20.0	30.0					0.44	113
UA 2947	25.0	20.0	1.6					0.268	126.0
UA 1133	25.0	25.0	1.6					0.310	146.0
UA 1140	25.0	25.0	3.0					0.561	144
UA 8943	25.0	40.0	3.0					0.801	203.0
UA 5907	32.0	25.0	3.0					0.615	157.0
UA 1143	40.0	20.0	3.0					0.601	154.0
UA 1655	40.0	25.0	3.0					0.680	174.0
UA 8944	40.0	40.0	3.0					0.923	233.0
UA 1145	50.0	25.0	3.0					0.764	194.0
UA 6494	50.0	50.0	3.0		0.5	0.5	0.5	1.116	293.0
UA 8364	60.0	32.0	3.0					0.954	241.0
UA 1862	75.0	40.0	3.0					1.207	304.0
UA 2948	80.0	25.0	3.0					1.008	254.0
UA 5908	80.0	40.0	3.0					1.247	313.0
UA 8100	80.0	40.0	6.0					2.416	304.0
UA 1135	100.0	25.0	3.0					1.170	294.0
UA 3130	100.0	50.0	3.0					1.571	394.0
UA 8363	100.0	50.0	5.0					2.592	385.0
UA 1566	100.0	50.0	6.0					3.056	388.0
UA 5723	102.0	51.0	6.35	79				3.638	392.0

*Not all finishes are available for every product, contact your local branch for more details.

Structural Channel



Mill Finish, Anodised or Powder Coated*

Die No.	A	B	C	D	R1	R2	R3	kg/m	P
UA 8008	76.0	38.0	6.35	792		7.62		2.731	285
UA 8596	102.0	51.0	6.35	793	0.5	9.0	0.5	3.731	385.0
UA 8289	127.0	64.0	6.35	953		10.67		5.25	486
UA 8352	152.0	64.0	6.35	790		10.67		5.182	535
UA 5099	160.0	60.0	6.00	900		3.00		5.226	544
UA 8321	200.0	90.0	8.00	10.00		4.00		8.65	731

R = Radiused Corner
P = Total Ext Periphery

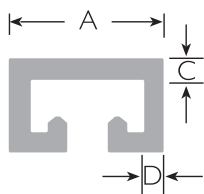
*Not all finishes are available for every product, contact your local branch for more details.

Please contact your local branch for sizes not listed and stock levels.

Products may not be available in all states, and variations or substitutions may be an option.

Diagrams are schematic only and not intended as specification drawings.

Strut Channel



Mill Finish, Anodised or Powder Coated*

Die No.	A	B	C	D	R1	R2	R3	kg/m	P
UA 10134	41.3	25	3.0					0.83	208
UA 8288	41.3	41.3	2.6					0.97	280

*Not all finishes are available for every product, contact your local branch for more details.