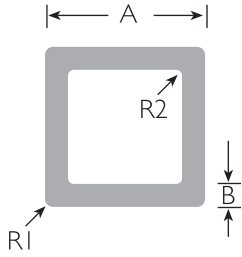


# Square Hollow



R = Radiused Corner  
P = Total Ext Periphery

Please contact your local branch for sizes not listed and stock levels.

Products may not be available in all states, and variations or substitutions may be an option.

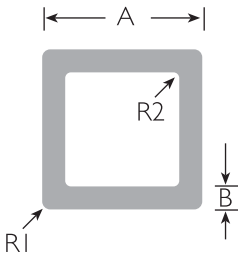
*Diagrams are schematic only and not intended as specification drawings.*

## Mill Finish, Anodised or Powder Coated\*

Die No.	A	B	C	D	R1	R2	R3	kg/m	P
UA 5906	25.0	2.0						0.496	100
UA 2170	25.0	3.0						0.713	100
UA 8881	25.0	1.2			1.6	2.8		0.301	100
UA 6486	25.0	2.0			1.6	1.6		0.497	100
UA 4661	25.0	3.0			3.0	3.0		0.713	100
UA 10820	32.0	1.6						0.525	127
UA 2006	32.0	2.0						0.648	128
UA 5722	32.0	3.0			0.5	0.5		0.940	128
UA 5904	32.0	3.0			3.0			0.919	123
EXT 1483	38.0	2.5			3.0	1.0		0.940	147
UA 6459	40.0	1.6						0.663	160
UA 1211	40.0	2.0						0.821	155
UA 3345	40.0	3.0						1.200	160
UA 2466	40.0	5.0			2.5			1.876	156
UA 1212	40.0	2.0			2.4	2.4		0.807	156
UA 4062	40.0	3.0			3.0			1.178	155
UA 8007	50.0	1.6						0.836	200
UA 2949	50.0	2.0						1.037	200
UA 1214	50.0	3.0						1.523	200
UA 6462	50.0	1.6			6.30	4.7		0.796	190
UA 5461	50.0	2.0			6.0	4.0		0.990	190
UA 4663	50.0	3.0			3.0	3.0		1.523	195
UA 12327	50.0	3.0			6.0	3.0		1.460	190
UA 8951	50.0	4.0			6.0	2.0		1.913	190
UA 8814	50.0	5.0			3.0			2.410	195
UA 8320	50.8	1.85			6.30	4.45		0.932	193
EXT 009047	65.0	2.50						1.690	260
UA 12277	65.0	2.5			6.0	3.5		1.632	250
UA 4664	65.0	3.0			5.0	5.0		2.009	252
UA 1215	75.0	3.0						2.341	300
UA 4832	75.0	3.0			4.45	6.3		2.379	293
UA 8401	75.0	5.0			5.0	1.0		3.724	549
UA 8030	76.2	6.35			9.55	9.55		4.416	278
UA 4832	76.2	3.0			4.45	6.3		2.379	293
UA 8741	90.0	3.0			3.0	1.0		2.800	355
UA 1213	100.0	3.00						3.143	400
UA 4483	100.0	3.00			10.00	7.00		3.025	383
UA 5271	100.0	6.00			12.00	6.00		5.841	380

\*Not all finishes are available for every product, contact your local branch for more details.

## Square Hollow



R = Radiused Corner  
P = Total Ext Periphery

Please contact your local branch for sizes not listed and stock levels.

Products may not be available in all states, and variations or substitutions may be an option.

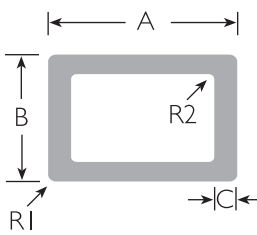
*Diagrams are schematic only and not intended as specification drawings.*

Mill Finish, Anodised or Powder Coated\*

Die No.	A	B	C	D	R1	R2	R3	kg/m	P
UA 1206	12.0	1.6						0.180	100
EXT 4002	12.7	1.5						0.180	100
EXT 2913	12.7	1.57						0.190	100
UA 8955	16.0	1.5			2.0	0.5		0.226	100
UA 1869	19.0	1.5			2.0	0.5		0.275	100
UA 1207	20.0	1.6			1.0			0.317	100
UA 5905	20.0	3.0						0.550	100
UA 5861	20.0	3.0			3.0	3.0		0.551	100
UA 1765	25.0	1.6			1.0			0.402	100

\*Not all finishes are available for every product, contact your local branch for more details.

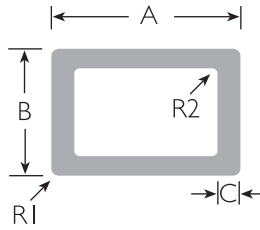
## Rectangular Hollow (Continued)



Mill Finish, Anodised or Powder Coated\*

Die No.	A	B	C	D	R1	R2	R3	kg/m	P
EXT 6813	38.0	25.0	2.0		3.0	1.0		0.576	125
EXT 4516	38.0	25.0	2.5		1.8			0.77	123
UA 13739	38.0	16.0	1.2		3.0	1.8		0.32	103
UA 6626	38.0	25.0	1.5		3.0	1.5		0.47	121
EXT 2205	38.0	25.0	2.5					0.8	126
UA 1988	40.0	20.0	1.6					0.491	120
UA 10623	40.0	20.0	3.0					0.875	120
UA 5718	40.0	25.0	2.5		0.5	0.5		0.81	130
EXT 2887	50.0	10.0	1.2					0.37	120
EXT 2885	50.0	10.0	1.3		1.3	1.3		0.41	120
UA 4772	50.0	25.0	1.6		1.6			0.61	148
UA 12326	50.0	25.0	2.0					0.748	145
UA 1197	50.0	25.0	2.5					0.948	150
UA 5909	50.0	25.0	2.5		3.0	0.5		0.925	145
UA 2945	50.0	25.0	3.0					1.122	150

# Rectangular Hollow



R = Radiused Corner  
P = Total Ext Periphery

Please contact your local branch for sizes not listed and stock levels.

Products may not be available in all states, and variations or substitutions may be an option.

*Diagrams are schematic only and not intended as specification drawings.*

Mill Finish, Anodised or Powder Coated\*

Die No.	A	B	C	D	R1	R2	R3	kg/m	P
UA 1200	50.0	40.0	3.0					1.361	180
UA 4635	50.0	25.0	3.0		4.00	1.00		1.083	144
UA 4721	50.0	40.0	3.0		10.00	7.00		1.243	163
UA 3344	60.0	40.0	3.0					1.523	200
EXT 4551	60.0	40.0	3.0		2.0	2.0		1.955	196
UA 6506	65.0	16.0	1.2		3.0	1.8		0.496	157
UA 6507	65.0	16.0	1.4		3.0	1.6		0.576	157
EXT 4562	70.0	30.0	2.0		3.0	1.0		1.022	198
UA 8049	70.0	30.0	3.0		1.4	0.4		1.519	198
UA 4849	75.0	25.0	1.6					0.836	200
UA 2946	75.0	50.0	3.0					1.935	250
UA 4833	75.0	50.0	3.0		4.45	6.3		1.974	243
UA 8845	75.0	50.0	6.0		4.0	4.0		3.661	244
UA 5860	76.0	25.0	2.4		0.5	0.5		1.255	203
UA12312	80.0	25.0	3.0					1.604	210
UA 5719	80.0	40.0	3.0		0.5	0.5		1.847	240
UA 5304	80.0	40.0	4.0		6.0	4.7		2.387	230
UA 5242	80.0	40.0	3.0		2.5	2.5		1.847	236
UA 5724	80.0	50.0	3.0		0.5	0.5		2.009	260
EXT 4601	80.0	50.0	3.0		6.0	3.0		1.953	260
EXT 12022	100.0	16.0	1.2	1.40	1.4			0.78	227
EXT 2698	100.0	25.0	1.6					1.054	250
UA 5720	100.0	25.0	2.5		0.50	0.5		1.62	250
UA 6465	100.0	50.0	1.6					1.268	300
UA 3546	100.0	50.0	2.0					1.577	300
UA 1202	100.0	50.0	3.0					2.333	300
UA 4477	100.0	50.0	3.0		4.6	1.6		2.29	293
UA 1923	100.0	50.0	6.0		4.6			4.42	293
UA 8654	100.0	16.0	1.4		3.0	0.4		0.891	226
EXT 941.370	101.6	76.2	2.3		3.0			2.16	360
UA 1199	125.0	50.0	3.0					2.738	350
UA 6444	125.0	65.0	4.2		12.0	7.8		3.926	360
UA 12252	150.0	16.0	1.8		3.0	1.2		1.688	326
UA 4707	150.0	50.0	3.0					3.143	400
UA 12056	150.0	100.0	5.0		6.0	6.0		6.48	490
UA 4316	150.0	50.0	3.0		3.0	2.0		3.15	399
UA 6282	150.0	80.0	5.0		8.0	3.0		5.813	447
UA 4977	152.5	76.2	6.35		6.0	3.6		7.384	446
UA 6464	200.0	50.0	3.0					3.952	500
EXT 22173	250.0	50.0	3.0					4.76	600

\*Not all finishes are available for every product, \*contact your local branch for more details.