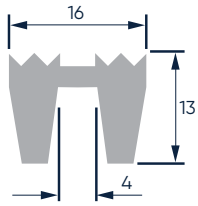
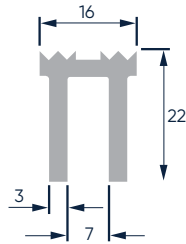


# Walkway Grating



### WALKG13

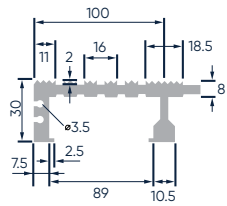
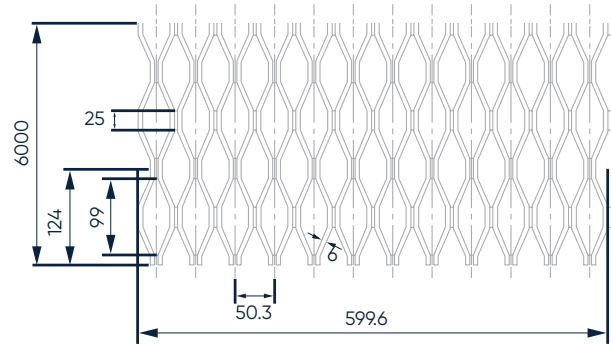
Length:	6000mm
Width:	600mm
Weight:	28.0kg/panel 7.756kg/m <sup>2</sup>



### WALKG22

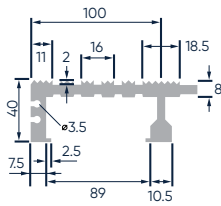
Length:	6000mm
Width:	600mm
Weight:	35.0kg/panel 9.757kg/m <sup>2</sup>

### SERIES 13 & 22



### WALKG30

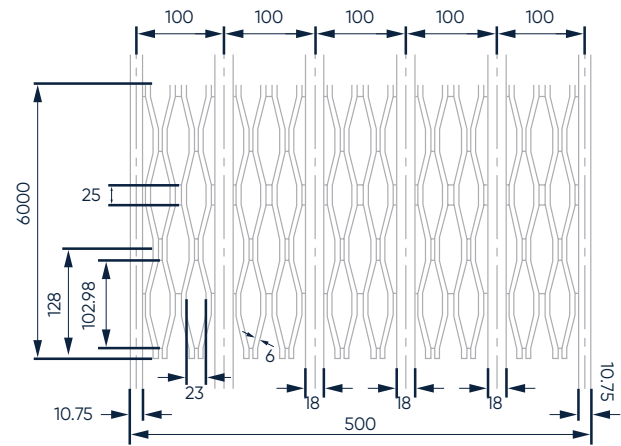
Length:	6000mm
Width:	500mm
Weight:	46.7kg/panel 15.56kg/m <sup>2</sup>



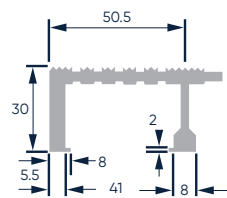
### WALKG40

Length:	6000mm
Width:	500mm
Weight:	51.8kg/panel 17.27kg/m <sup>2</sup>

### SERIES 30 & 40

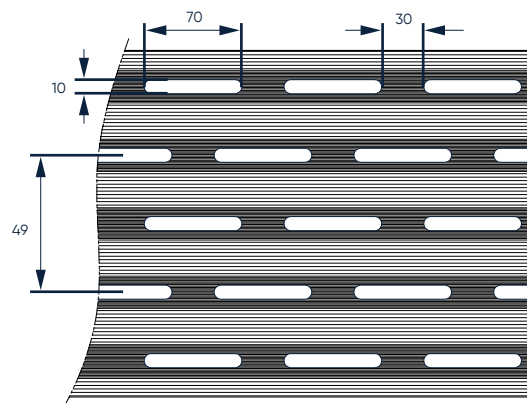


### SERIES 30/SL



### WALKG13/SL

Length:	6000mm
Width:	250mm
Weight:	28.2kg/panel 18.8kg/m <sup>2</sup>



OAD = Overall Dimensions

Please contact your local branch for more enquires and stock levels.

Note that some products may not be available in all states, and variations or substitutions may be an option.

Diagrams are schematic only and not intended as specification drawings.